

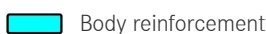







① Battery 12 V

② High-voltage battery

③ High-voltage disconnect device

### Legend

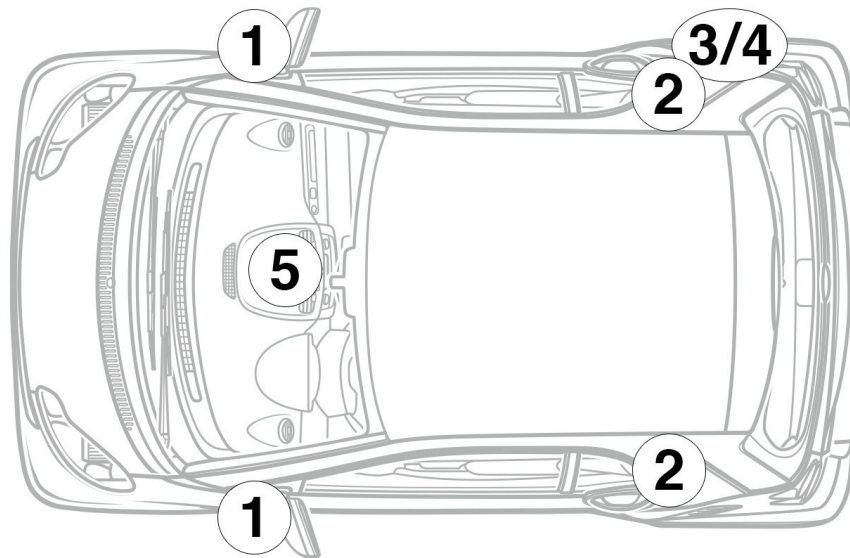
 Airbag	 Seat belt tensioner	 Body reinforcement	 Restraint systems control unit
 12 V Battery	 High-voltage battery	 High-voltage components	 High-voltage disconnect device

### Note

Further information is available in our [Guidelines for Car Rescue Crews](#).



## Vehicle identification



① Left/right A-pillar



② Left/right B-pillar



③ HV charge socket ECE



④ HV charge socket USA/Canada




⑤ High-voltage battery state of charge (SOC) and power flow display device



## High-voltage disconnect device

The high-voltage disconnect device is located on the underside of the instrument panel on the left side.



Pull connector (1) out of bracket