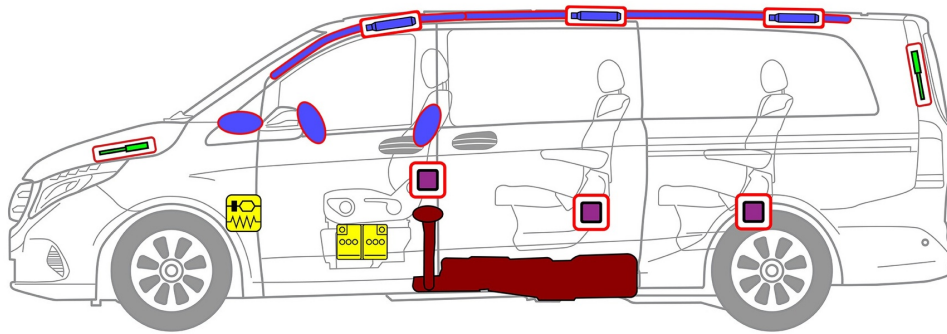
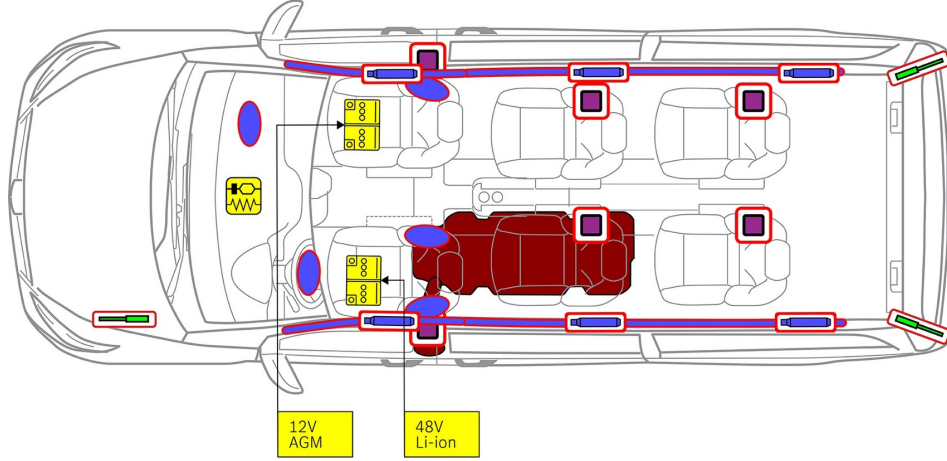











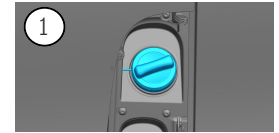
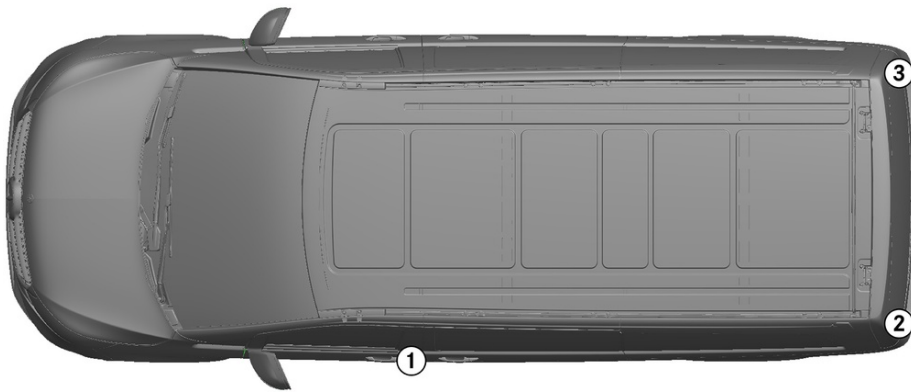
Mercedes-Benz V-Class 260 L People carrier (448), as of 2024
4-doors up to 5-doors, 6-seater up to 8-seater



-  Airbag
-  Gas generator
-  Seat belt pretensioner
-  SRS control unit
-  Gas strut / Pre-loaded spring
-  Low-voltage battery
-  Petrol fuel tank



1. Identification / recognition

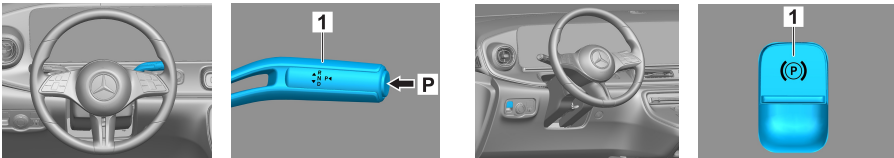


②
V 260 L

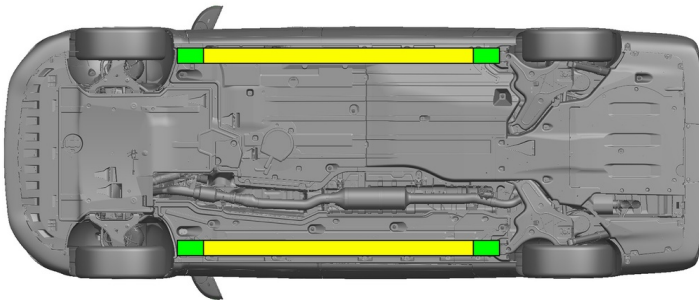
③
福建奔驰



2. Immobilisation / stabilisation / lifting

Parking brake



Press the P switch on the gear selector (1). The parking brake is automatically activated. Electric parking brake (1)



 Suitable lifting points
 Suitable stabilisation points on the side

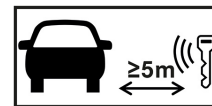


Additional deformation of the door sills and the underbody (e.g. through support with hydraulic equipment) must be avoided during the rescue.

3. Disable direct hazards / safety regulations

Switch off the ignition:

1. Press the START/STOP button without actuating the service brake.
2. Keep the electronic vehicle key at a distance of at least 5 m.



The absence of engine noise does not mean that the vehicle is switched off.



A restart is possible until the vehicle is switched off.



Disconnecting the 48 V battery

1. Remove the cover from the 48-volt battery.
2. Disconnect the negative cable of the 48-volt battery at the screw connection and secure it against unintentional contact.



Disconnecting the 12 V battery

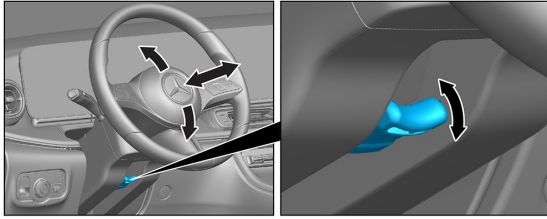
1. Remove the cover from the 12-volt battery.
2. Disconnect the negative cable of the 12-volt battery at the screw connection and secure it against unintentional contact.



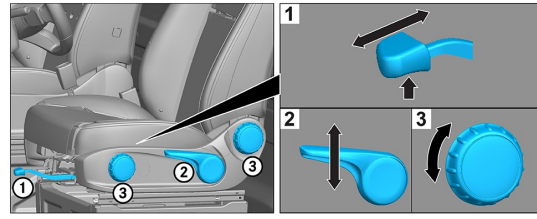
The passive safety systems (airbags and seat belt pretensioners) are deactivated.

4. Access to the occupants

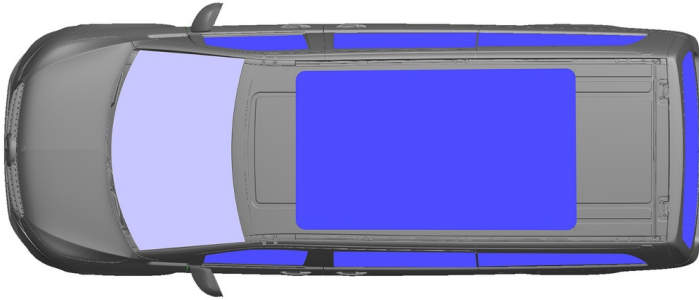
When rescuing the vehicle occupants, the components of the restraint systems (in particular pyrotechnic elements) must be taken into account in accordance with the information on page 1.



Steering wheel adjustment



Seat adjustment (mechanical)



- VSG: Laminated safety glass
- ESG: Tempered glass

5. Stored energy / liquids / gases / solids

		12 V/ 48 V
		82 L
		950 ± 10 g

6. In case of fire



Use large volumes of water (H₂O) to extinguish a vehicle fire.

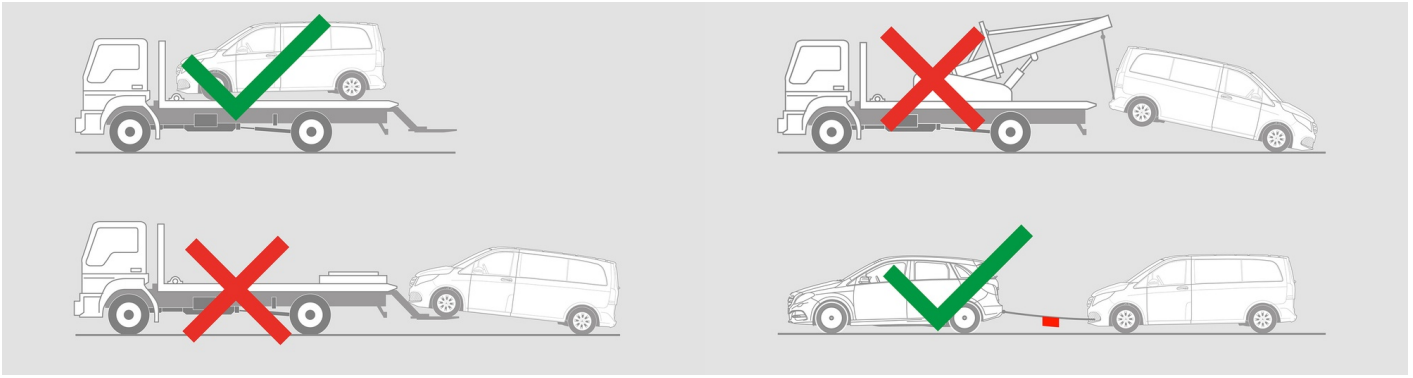
7. In case of submersion

There is no risk of voltage in the bodywork. After recovery of the vehicle:

1. Allow the water to drain out of the interior.
2. Commence deactivation of the 12 V/48 V electrical system (see Section 3).



8. Towing / transportation / storage



9. Important additional information

You can find more information in the [Guidelines for car towing services](#).

Note: Please see our [emergency response guide](#) for more information

10. Explanation of pictograms used

- | | | | | | | | |
|--|--|--|--|--|------------------|--|---------------------------------------|
| | Vehicle on fuel of li-
quid group 2 | | General warning sign | | Flammable | | Hazardous to the
human health |
| | Corrosives | | Acute toxicity | | Explosive | | Use water to extin-
guish the fire |
| | Use dry foam to extin-
guish the fire | | Use wet foam to ex-
tinguish the fire | | Remove smart key | | Air-conditioning com-
ponent |
| | Warning; low temperat-
ure | | | | | | |