


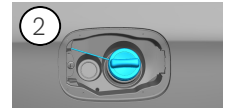
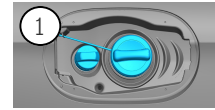



- | | | | | | | | | | |
|--|---------------------------------------|---|-------------------------------|---|------------------------|---|---------------------|---|-------------------------------------|
|  | Airbag |  | Gas generator |  | Seat belt pretensioner |  | SRS control unit |  | Active pedestrian protection system |
|  | Automatic roll-over protection system |  | Gas strut / Pre-loaded spring |  | High strength zone |  | Low-voltage battery |  | Petrol fuel tank |

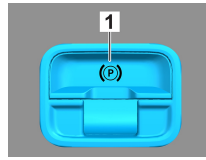
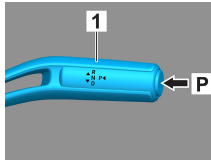



1. Identification / recognition



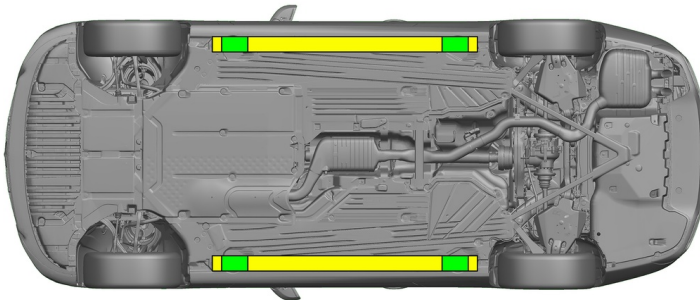
2. Immobilisation / stabilisation / lifting

Parking brake



Press the P switch on the gear selector (1). The parking brake is automatically activated.

Electric parking brake (1)



Suitable lifting points




Suitable stabilisation points on the side

3. Disable direct hazards / safety regulations

Switch off the ignition:

1. Press the START/STOP button without actuating the service brake.
2. Keep the electronic vehicle key at a distance of at least 5 m.



Disconnecting the 12 V battery

1. Remove the cover from the 12-volt battery in the boot.
2. Disconnect the negative cable of the 12-volt battery at the screw connection and secure it against unintentional contact.



The passive safety systems (airbags and seat belt pretensioners) are deactivated after disconnecting 12V battery.

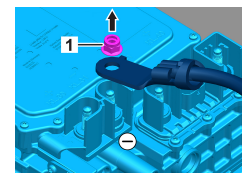


10 seconds after disconnecting the 12V battery, the 48V system is automatically deactivated.



Disconnecting the 48 V battery

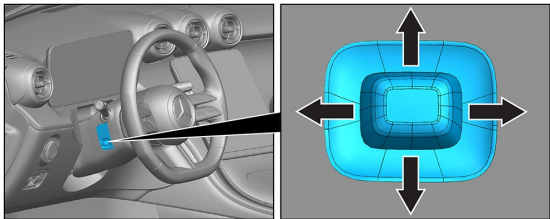
1. Disconnect the negative cable of the 48-volt battery at the screw connection and secure it against unintentional contact.






4. Access to the occupants

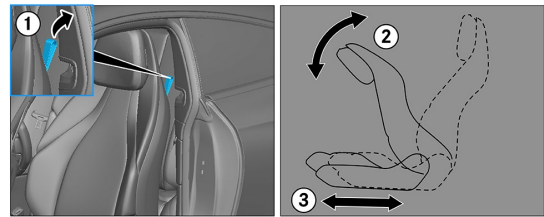
When freeing the occupants, areas of the bodywork which are made from high-strength steels and the components of the restraint systems (in particular pyrotechnic elements) must be taken into consideration in accordance with the information on page 1.



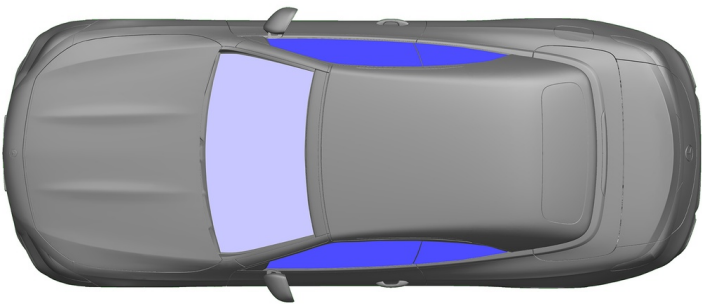
Steering wheel adjustment



Seat adjustment (electric)



Folding front seat backrest



- VSG: Laminated safety glass
- ESG: Tempered glass

5. Stored energy / liquids / gases / solids

		48 V Li-ion
		12 V AGM
		66 L
		66 L
		570 ± 10 g

6. In case of fire



Use large volumes of water (H₂O) to extinguish a vehicle fire.
Use large volumes of water (H₂O) to cool the Li-ion battery.



Warning: Ignition of the battery possible



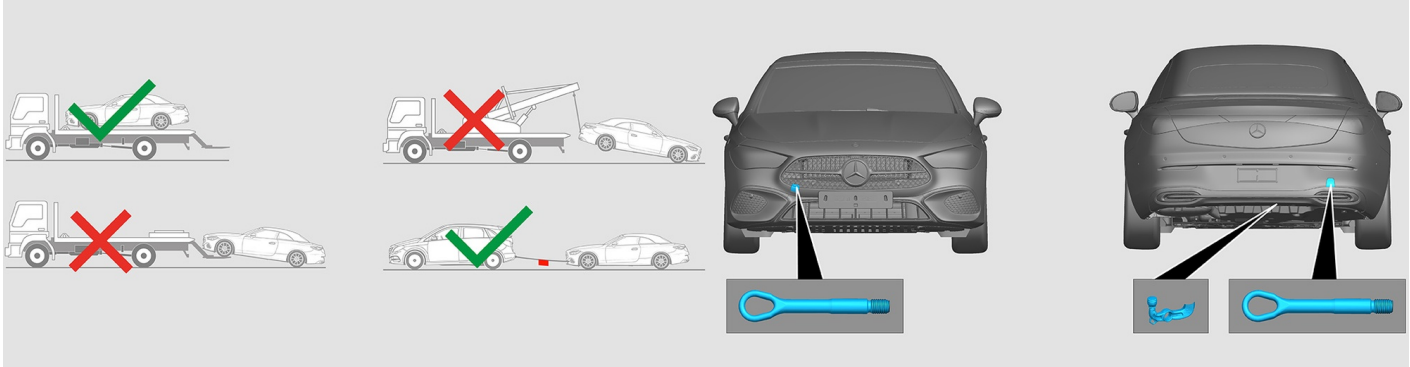


7. In case of submersion

There is no risk of voltage in the bodywork. After recovery of the vehicle:

1. Allow the water to drain out of the interior.
2. Commence deactivation of the 12 V/48 V electrical system (see Section 3).

8. Towing / transportation / storage



9. Important additional information

You can find more information in the [Guidelines for car towing services](#).

Note: Please see our [emergency response guide](#) for more information

10. Explanation of pictograms used

	Vehicle on fuel of liquid group 1		Vehicle on fuel of liquid group 2		General warning sign		Flammable
	Hazardous to human health		Corrosives		Acute toxicity		Explosive
	Use water to extinguish the fire		Use dry foam to extinguish the fire		Use wet foam to extinguish the fire		Bonnet
	Boot		Remove smart key		Air-conditioning component		Diesel Fuel tank
	Warning; low temperature						