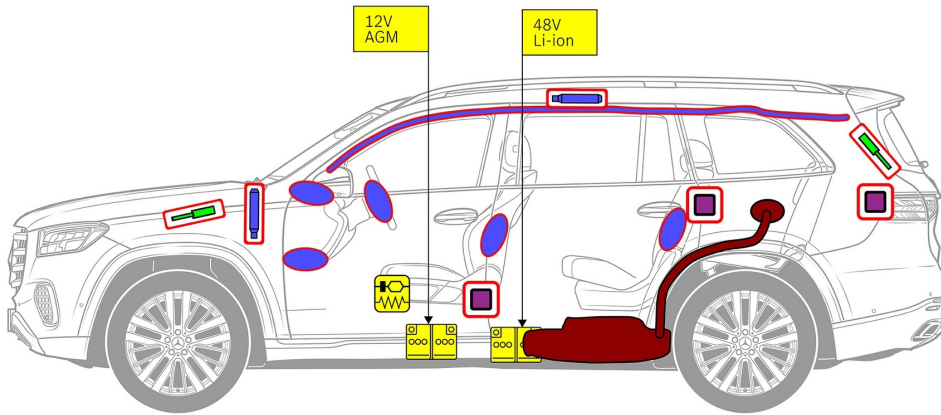
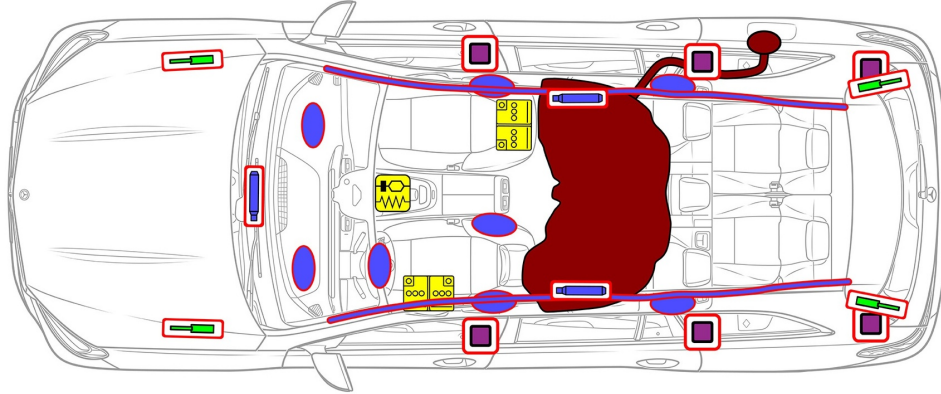











Mercedes-Benz GLS 450 4MATIC SUV (X167), as of 2023  
5-doors, 5-seater up to 7-seater



-  Airbag
-  Gas generator
-  Seat belt pretensioner
-  SRS control unit
-  Gas strut / Pre-loaded spring
-  Low-voltage battery
-  Petrol fuel tank

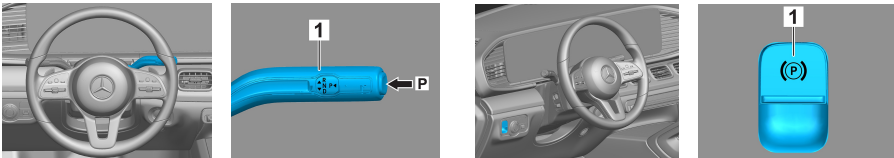


### 1. Identification / recognition

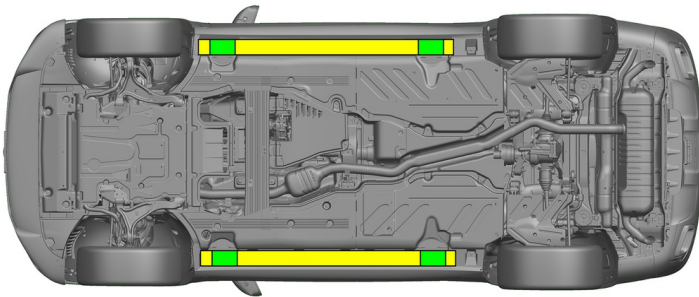




### 2. Immobilisation / stabilisation / lifting


#### Parking brake



Press the P switch on the gear selector (1). The parking brake is automatically activated. Electric parking brake (1)



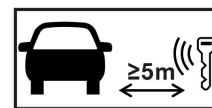
 Suitable lifting points  
 Suitable stabilisation points on the side


 Additional deformation of the door sills and the underbody (e.g. through support with hydraulic equipment) must be avoided during the rescue.


### 3. Disable direct hazards / safety regulations

#### Switch off the ignition:

1. Press the START/STOP button without actuating the service brake.
2. Keep the electronic vehicle key at a distance of at least 5 m.




 The absence of engine noise does not mean that the vehicle is switched off.

 A restart is possible until the vehicle is switched off.



#### Disconnecting the 12/48 V battery

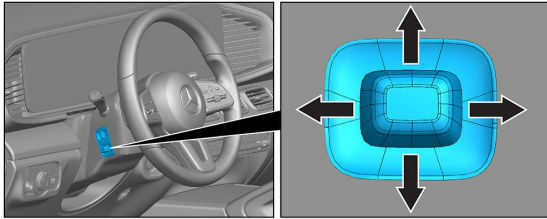
1. Remove the cover from the 12/48-volt battery.
2. Disconnect the negative cable of the 12/48-volt battery at the screw connection and secure it against unintentional contact.

 The passive safety systems (airbags and seat belt pretensioners) are deactivated.

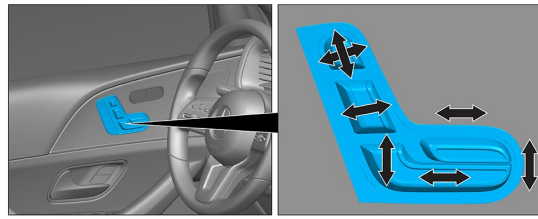


#### 4. Access to the occupants

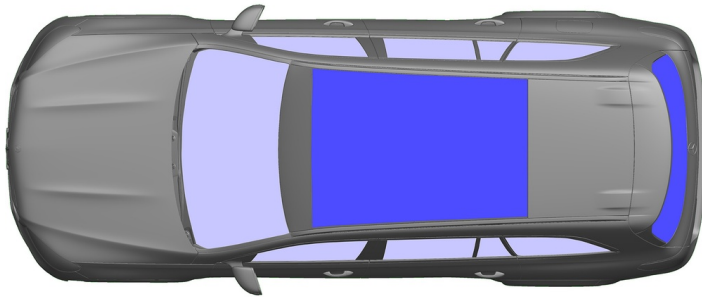
When rescuing the vehicle occupants, the components of the restraint systems (in particular pyrotechnic elements) must be taken into account in accordance with the information on page 1.





Steering wheel adjustment
















Seat adjustment (electric)



 VSG: Laminated safety glass  
 ESG: Tempered glass

#### 5. Stored energy / liquids / gases / solids

	    	12 V/ 48 V
	 	90 L
	  	660 ± 10 g

#### 6. In case of fire



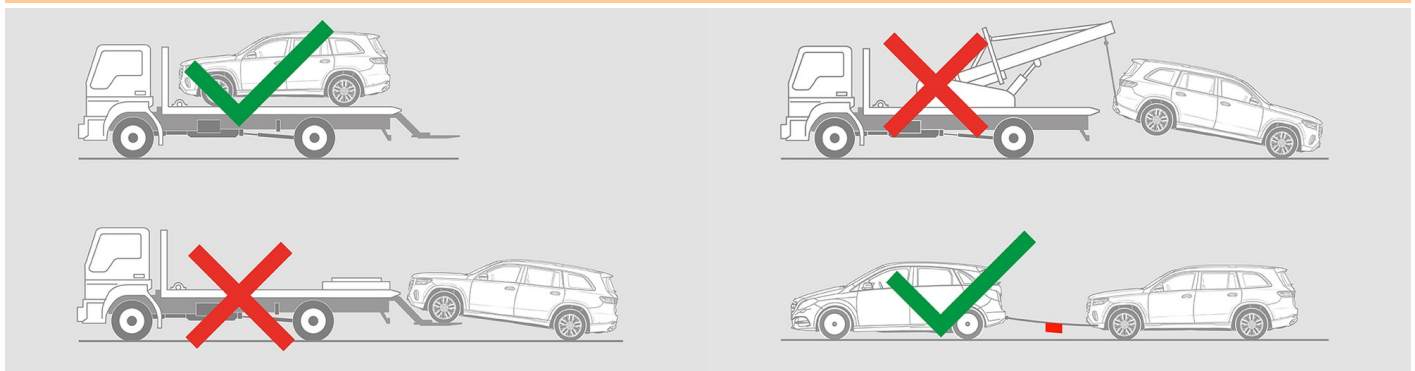
Use large volumes of water (H<sub>2</sub>O) to extinguish a vehicle fire.

#### 7. In case of submersion

There is no risk of voltage in the bodywork. After recovery of the vehicle:

1. Allow the water to drain out of the interior.
2. Commence deactivation of the 12 V/48 V electrical system (see Section 3).

#### 8. Towing / transportation / storage





## 9. Important additional information

You can find more information in the [Guidelines for car towing services](#).

Note: Please see our [emergency response guide](#) for more information

## 10. Explanation of pictograms used



Vehicle on fuel of liquid group 2



General warning sign



Flammable



Hazardous to the human health



Corrosives



Acute toxicity



Explosive



Use water to extinguish the fire



Use dry foam to extinguish the fire



Use wet foam to extinguish the fire



Remove smart key



Air-conditioning component



Warning; low temperature