Mercedes-Benz GLE 350 4MATIC SUV (V167), 2023 - 2026

5-doors, 5-seater up to 7-seater

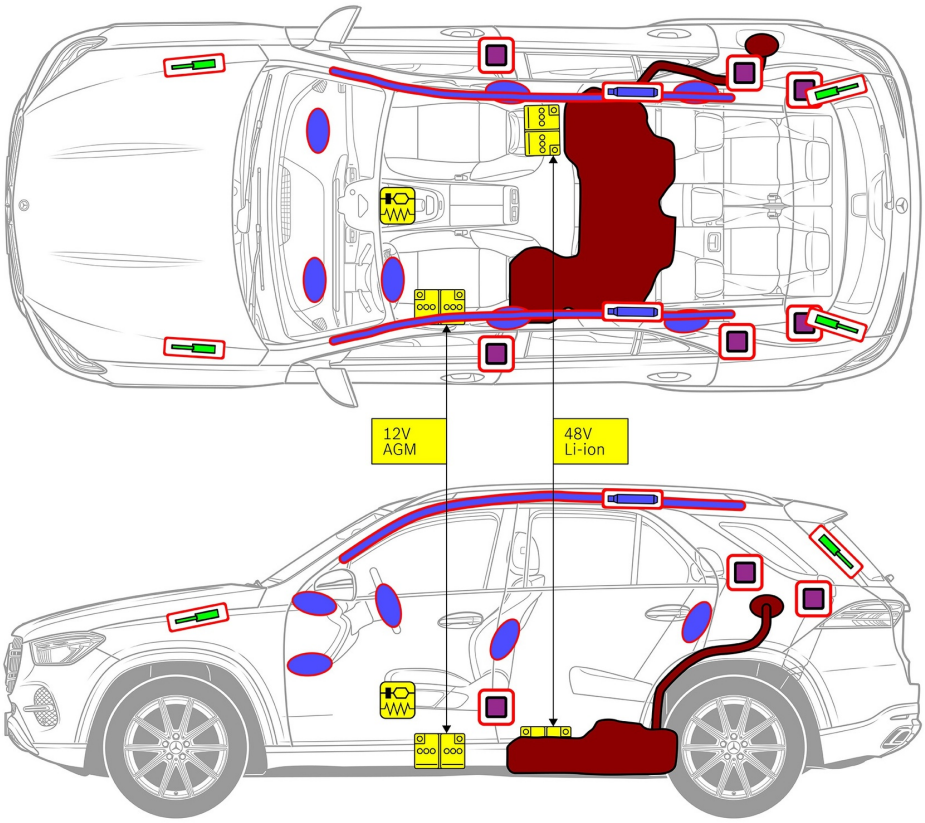

Airbag

Gas generator

Seat belt pretensioner

SRS control unit

Gas strut / Preloaded spring

Low-voltage battery

Petrol fuel tank

1. Identification / recognition



2

4MATIC

3

GLE 350

2. Immobilisation / stabilisation / lifting

Parking brake

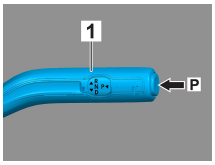

Press the P switch on the gear selector (1). The parking brake is automatically activated.



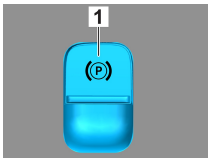

Electric parking brake (1)

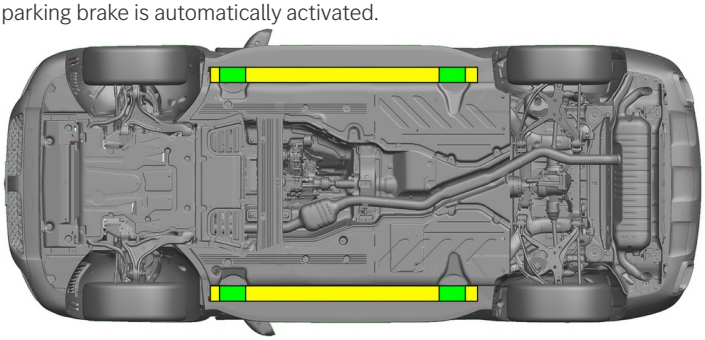

Suitable lifting points

Suitable stabilisation points on the side

Additional deformation of the door sills and the underbody (e.g. through support with hydraulic equipment) must be avoided during the rescue.

3. Disable direct hazards / safety regulations

Switch off the ignition:

1. Press the START/STOP button without actuating the service brake.
2. Keep the electronic vehicle key at a distance of at least 5 m.

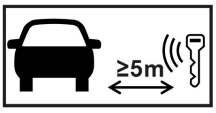

The absence of engine noise does not mean that the vehicle is switched off.

A restart is possible until the vehicle is switched off.

Disconnecting the 12/48 V battery

1. Remove the cover from the 12/48-volt battery.
2. Disconnect the negative cable of the 12/48-volt battery at the screw connection and secure it against unintentional contact.

The passive safety systems (airbags and seat belt pretensioners) are deactivated.

4. Access to the occupants

When rescuing the vehicle occupants, the components of the restraint systems (in particular pyrotechnic elements) must be taken into account in accordance with the information on page 1.

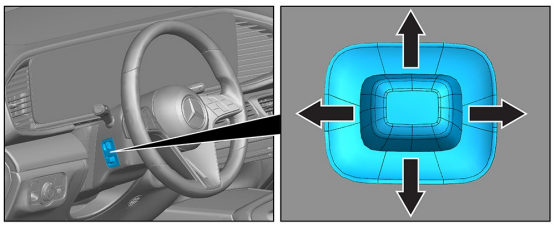

Steering wheel adjustment

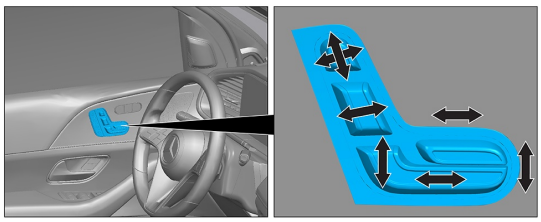

Seat adjustment (electric)

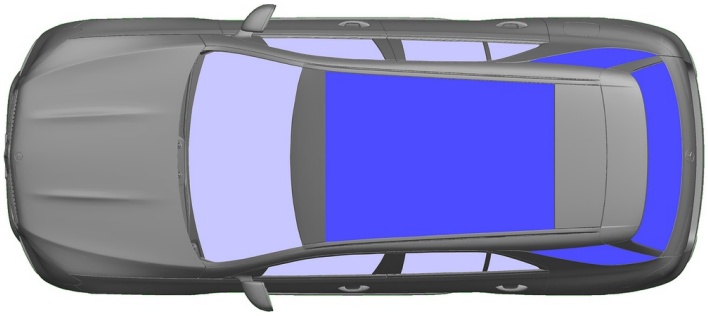

VSG: Laminated safety glass

ESG: Tempered glass

5. Stored energy / liquids / gases / solids

		12 V/ 48 V
		85 L
		660 ± 10 g

6. In case of fire

Use large volumes of water (H_2O) to extinguish a vehicle fire.

7. In case of submersion

There is no risk of voltage in the bodywork. After recovery of the vehicle:

1. Allow the water to drain out of the interior.
2. Commence deactivation of the 12 V/48 V electrical system (see Section 3).

8. Towing / transportation / storage

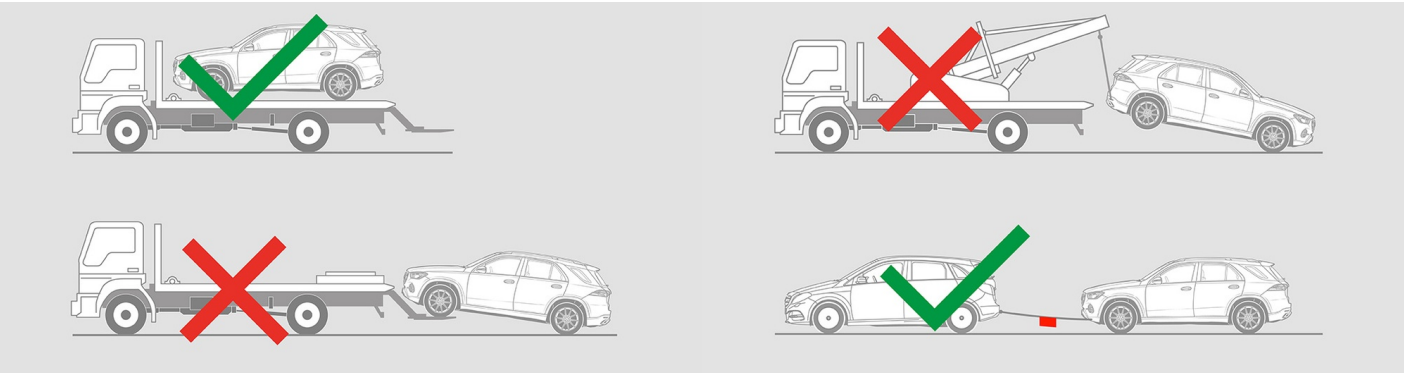

9. Important additional information

You can find more information in the Guidelines for car towing services.

Note: Please see our emergency response guide for more information

10. Explanation of pictograms used

Vehicle on fuel of liquid group 2

General warning sign

Flammable

Hazardous to the human health

Corrosives

Acute toxicity

Explosive

Use water to extinguish the fire

Use dry foam to extinguish the fire

Use wet foam to extinguish the fire

Remove smart key

Air-conditioning component

Warning; low temperature