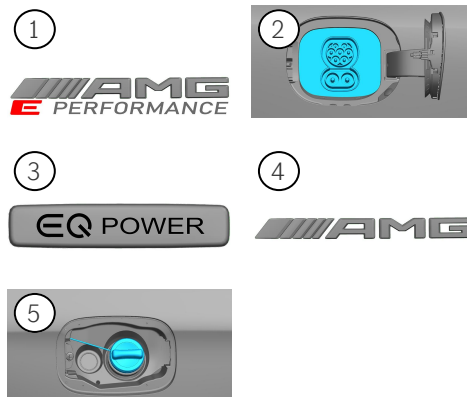
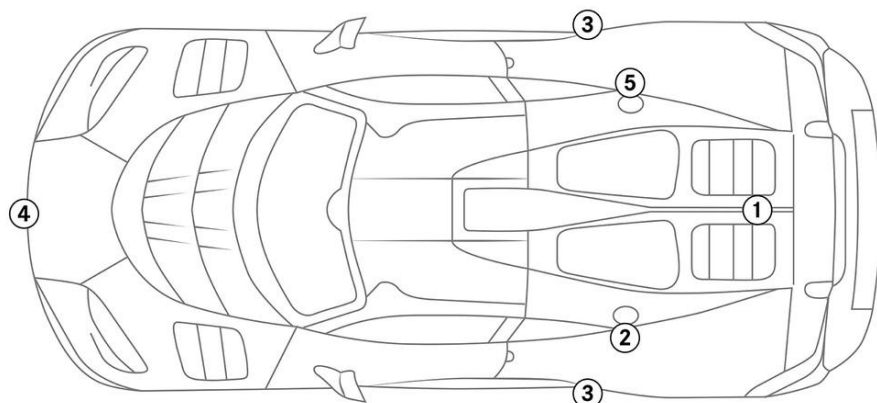


Note: Please see our [emergency response guide](#) for more information

## 1. Identification / recognition



## 3. Disable direct hazards / safety regulations

### Deactivation of the high-voltage system

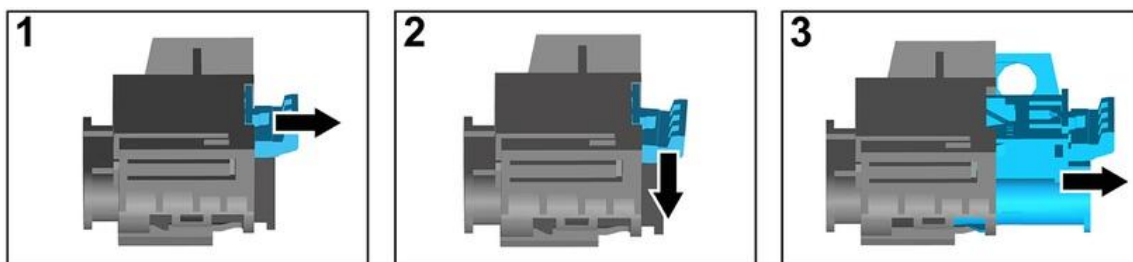


The high-voltage system is automatically switched off in the event of accidents in which the airbags and seat belt pretensioners trigger.



In all other cases, the high-voltage system should be deactivated as follows:

### Alternative high-voltage disconnect



- (1) Pull the release
- (2) Push the release down
- (3) Pull out the switch