

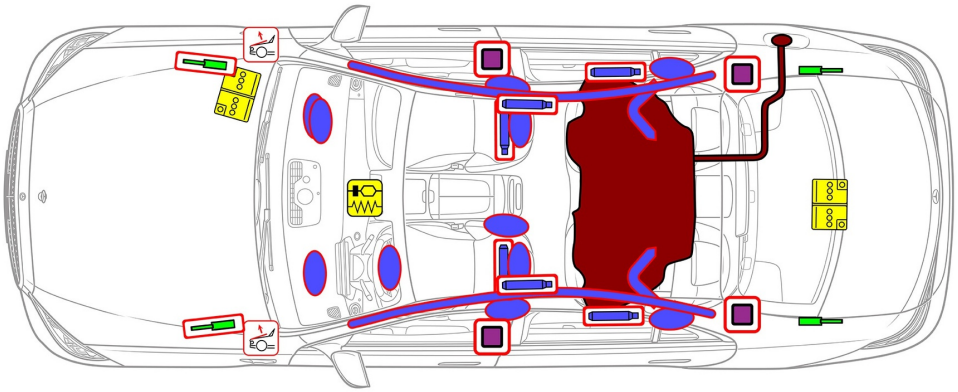

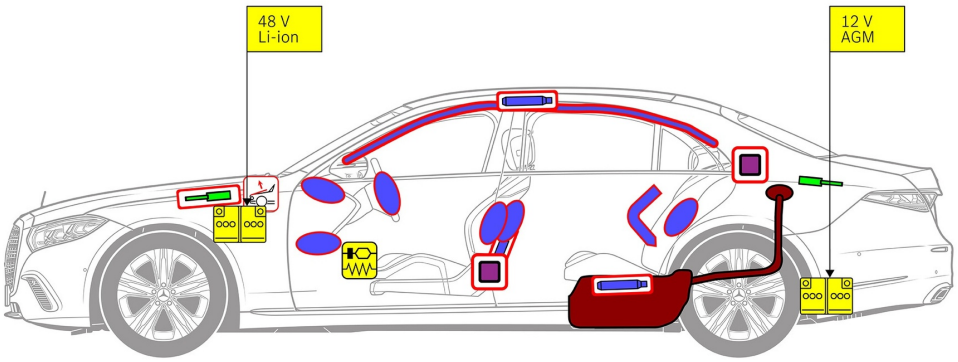

Airbag

Gas generator

Seat belt pretensioner

SRS control unit

Active pedestrian protection system

Gas strut / Preloaded spring

Low-voltage battery

Petrol fuel tank

1. Identification / recognition



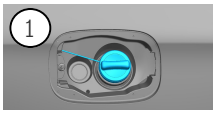

2 4MATIC

3 S 500 | 4 S 500L

2. Immobilisation / stabilisation / lifting

Parking brake



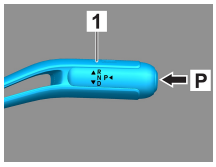

Press the P switch on the gear selector (1). The parking brake is automatically activated.



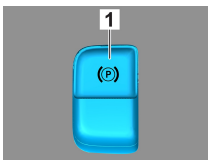

Electric parking brake (1)

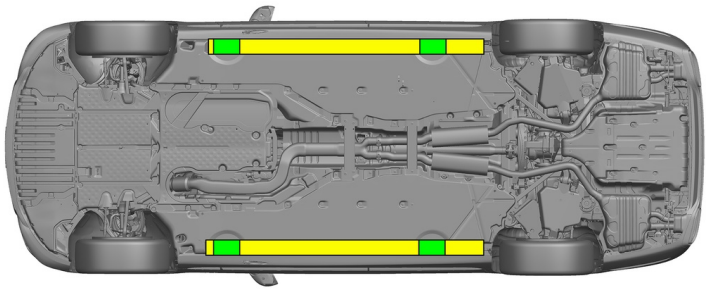

Suitable lifting points

Suitable stabilisation points on the side

3. Disable direct hazards / safety regulations

Switch off the ignition:

1. Press the START/STOP button without actuating the service brake.
2. Keep the electronic vehicle key at a distance of at least 5 m.

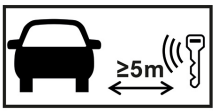

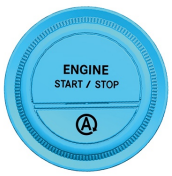

⚠ The absence of engine noise does not mean that the vehicle is switched off.

⚠ A restart is possible until the vehicle is switched off.

Disconnecting the 12 V battery

1. Remove the cover from the 12-volt battery in the boot.
2. Disconnect the negative cable of the 12-volt battery at the screw connection and secure it against unintentional contact.

⚠ The passive safety systems (airbags and seat belt pretensioners) are deactivated after disconnecting 12V battery.

⚠ 10 seconds after disconnecting the 12V battery, the 48V system is automatically deactivated.

⚠ The 48 V battery is deactivated as soon as the airbag deploys.

Disconnecting the 48 V battery

1. Disconnect the 12 V battery first.
2. Remove the cover above the 48 V battery in the engine compartment.
3. Detach electronic plug (1) from 48 V battery.

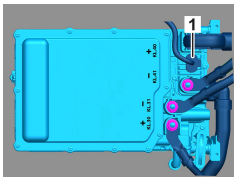

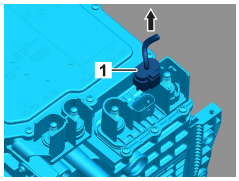

4. Access to the occupants

When rescuing the vehicle occupants, the components of the restraint systems (in particular pyrotechnic elements) must be taken into account in accordance with the information on page 1.



1. Slide a flat, non-metallic object behind the retracted door handle (1) from above and lever it slightly out. 2. Reach behind the door handle (2) from below and pull it out until you feel resistance, then hold.



1. Press the front edge of the door handle 2. Pull the door handle outward

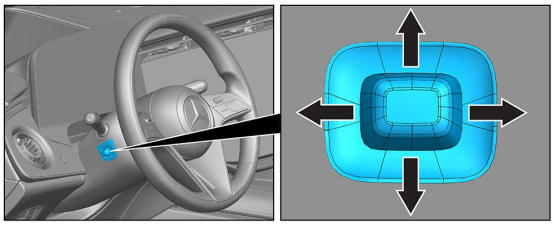

Steering wheel adjustment



Seat adjustment (electric)

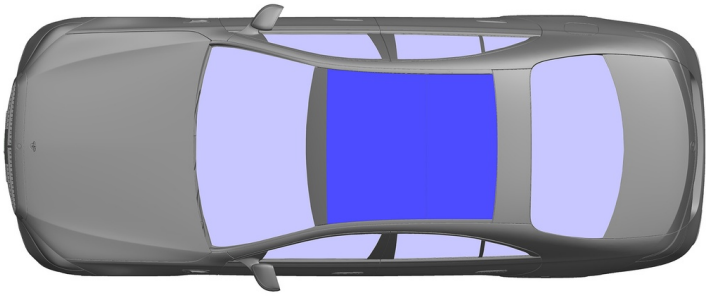

VSG: Laminated safety glass

ESG: Tempered glass

5. Stored energy / liquids / gases / solids

		12 V AGM
		48 V Li-ion
		76 L
		750 ± 10 g

6. In case of fire



Use large volumes of water (H_2O) to extinguish a vehicle fire.
Use large volumes of water (H_2O) to cool the Li-ion battery.

7. In case of submersion

There is no risk of voltage in the bodywork. After recovery of the vehicle:
1. Allow the water to drain out of the interior.
2. Commence deactivation of the 12 V/48 V electrical system (see Section 3).

8. Towing / transportation / storage

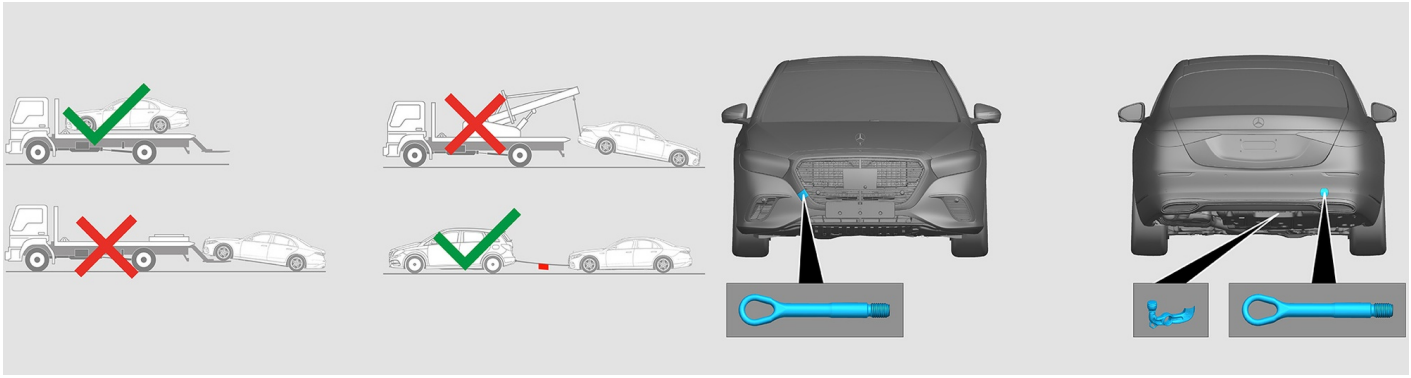

9. Important additional information

You can find more information in the Guidelines for car towing services.

Note: Please see our emergency response guide for more information

10. Explanation of pictograms used


Vehicle on fuel of liquid group 2


General warning sign


Flammable


Hazardous to the human health


Corrosives


Acute toxicity


Explosive


Use water to extinguish the fire


Bonnet


Boot


Remove smart key


Air-conditioning component


Warning; low temperature